

InfoDairy

Milk Quality Program

Improving your Milk Quality





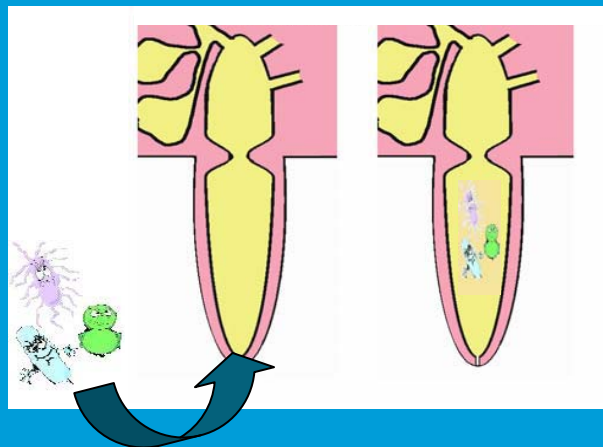
Expanding global dairy markets and world wide concern with food quality and safety will continue to place more pressure on dairies to provide wholesome, high quality and safe dairy products. The key to the consistent success of the modern dairy is the production of high quality milk. This Program will help you find a consistent way to improve your milk Quality, milking efficiency, and increase production.

What is the Milk Quality Program?

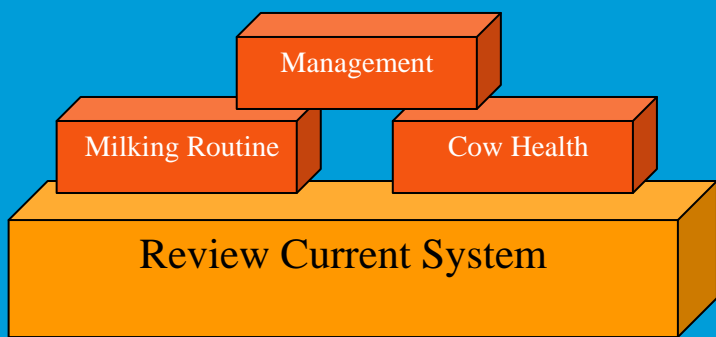
The Milk Quality program is a practical and systematic approach, aimed at increasing the milk quality and efficiency of the parlor on dairy farms. The program focuses on achieving weekly results necessary to increase quality in conjunction with information and training on management. The support and training for the Milk Quality Program is provided by professionals experienced in American modern dairy management and milk quality. Resources in the program are based on the work of milk quality from the top universities and consultants in the United States.

What can improving milk quality do for me?

- Increase milk production
- Increase cow health
- Increase milk quality premiums
- Increase milking efficiency
- Increase milker performance and moral



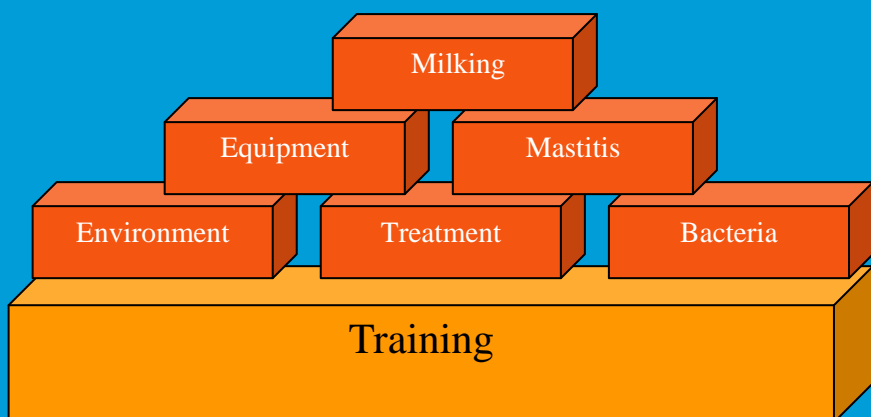
Building Your MILK QUALITY Program



How good is the Milk Quality on your farm?

- Do you have a detailed milking routine?
- Are your milkers consistently milking your cows?
- Is your SCC within euro standards?
- Do your zootecks or engineers know exactly how your milking system works?
- Do you know what your udder hygiene and teat score are?
- Does everybody on your farm treat cows in a quiet calm manner?
- Is your clinical mastitis rate below 1%?

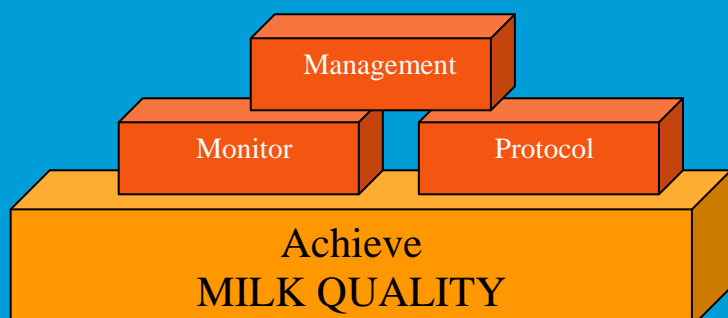
If you did not answer **yes to all these questions, the Milk Quality Program will improve the performance on your farm and increase your profits.**



Milk Quality Tool Kit

As well as support from an expert consultant, you also receive a milk quality tool kit

- Training posters
- Teat scoring chart
- Udder scoring chart
- Milk quality monitoring charts
- Detailed milking routine



“With effective training and monitoring, your farm can achieve consistent MILK QUALITY”

How can I enroll in the Milk Quality Program?

- Contact your InfoDairy advisor to review your farm needs and discuss how the program can benefit you.
- Or... visit our website and fill out the “training request” form and an advisor will contact you.
- The training and information resources are provided free upon enrolling

Where can I find the “Training Request” form?

Go to www.infodairy.com/forms/en.html and download the “training request” form. Fill out the form with the appropriate information and return it to info@infodairy.com

Or...

Contact Infodairy @ 123-456-7890

The collage contains several key resources:

- PIPELINE WASH SYSTEM MONITORING RECORD:** A table with columns for Date, Farm, and various monitoring metrics.
- THE UDDER OF THE COW:** Diagrams showing the internal structure of the udder, top and side views, and the location of the mammary gland.
- FACILITIES HYGIENE:** Photos of various farm facilities with text describing hygiene requirements, such as "Milk hygiene begins with facilities hygiene" and "POOR HYGIENE AND STRESS: FATAL COMBINATION".
- Major Mastitis Pathogens Isolation:** Microscopic images of different mastitis pathogens like *Coagulans*, *Streptococcus*, and *Staphylococcus*.
- Double 20 Parallel Milking Scheme:** A detailed diagram of a milking parlor layout showing the flow of cows and milk.
- UDDER HYGIENE SCORING CHART:** A scoring system for udder hygiene with four levels (SCORE 1-4) and corresponding photos.

For further information about the Healthy Hoof Program or other programs offered, visit

www.infodairy.com

